

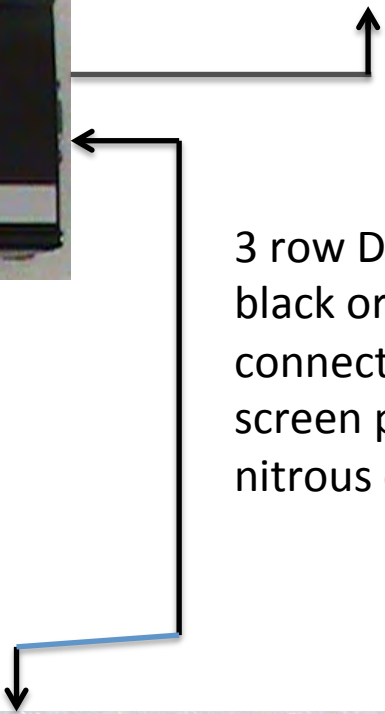
# DATA CABLE CONNECTIONS



Data cable from switch panel dual row DB15 is to connect to relay controller for vehicle

3 row DB15 cable black or beige connects to the screen portion nitrous controller

Dual row DB 15 cable connects from relay driver for nitrous and screen controller only ( DO NOT CONNECT SWITCH PANEL CABLE TO THIS, WARRANTY WILL BE VOID



# Main Battery connections for controllers

14 gauge

Floating ground stud

14 gauge


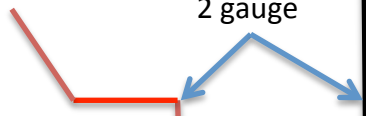
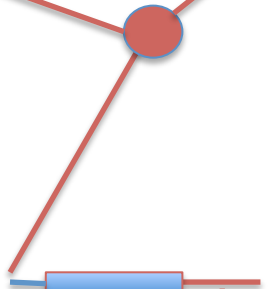

6 gauge is recommended for 4 stage nitrous

2 gauge

Depending on electrical loads the 8 relay controller should have a 8-6 gauge installed

fuse

To starter 2 gauge



Note: starter cable must not go thru fuse, and must be installed before fuse !

# EXTERNAL INPUT FUNCTIONS

Power input LED status( yellow = ok)  
( red = blown fuse)

3 amp protection fuse

NITROUS ARM SIGNAL (NOT USED IF RUNNING  
DATA CABLE FROM SWITCH PANEL)

CARB SWITCH POSITIVE SIGNAL WOT

TRANS BRAKE 16V POSITIVE SIGNAL (TBR)

BATTERY POWER 14 GAUGE

BATTERY GROUND 14 GAUGE

RPM GROUND INPUT OR GEAR SELECTOR  
SWITCH ( GROUND INPUT)

