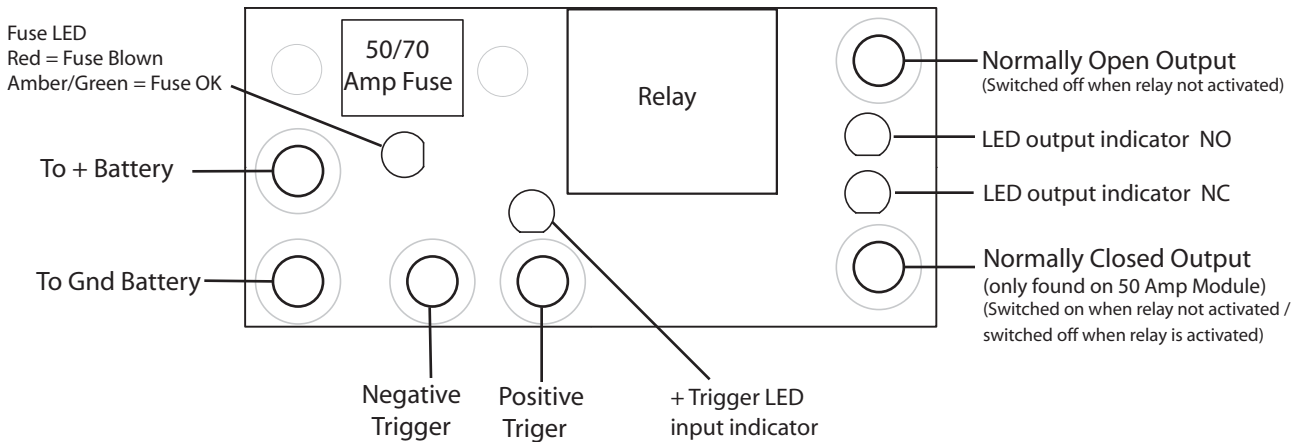


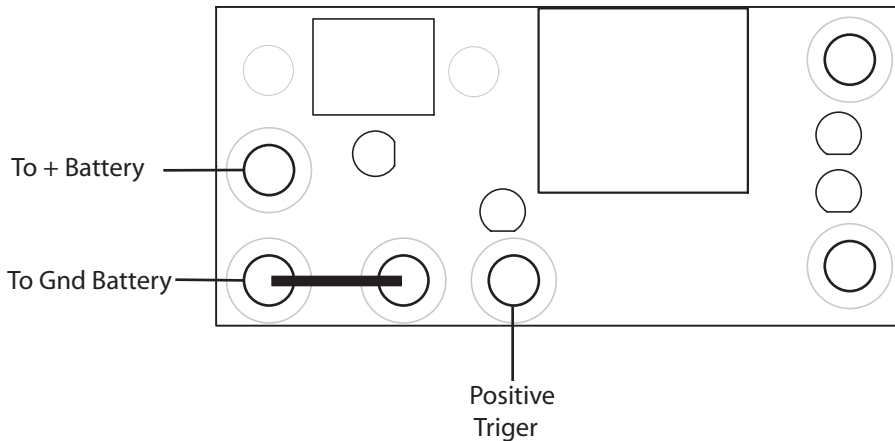
# SPEEDWIRE

## SYSTEMS™

### 50 and 70 amp Auxiliary Modules

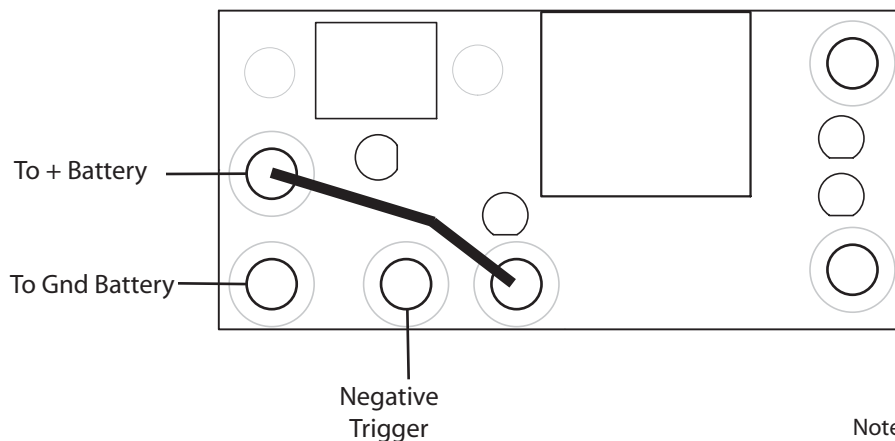


-For positive triggering, the negative trigger needs to be connected to a constant GND or jumped to the GND terminal. See Below:



**Note: All electrical connections must be correct ie. (+ to +) (- to -). Power or Battery connections CAN NOT be wired in reverse or crossed in any way. Warranty will be void if not installed correctly.**

-For negative triggering, the positive trigger needs to be connected to a constant +power or jumped to the + power terminal. See Below:



Note:

There must be an adequate safety fuse cutoff device directly after the battery between the battery bank and any other devices.

Use appropriate sized wire conductors, as per application.  
See wire AWG size chart, consult the American Wire Gauge recommendations.